

Product sheet

IGLAND 480 Swingtrac



Enhanced features improve maneuverability in difficult terrain:

- The Swingtrac system *) utilizes the hydraulic swiveling of the tandem axle in combination with ratcheting wheel brakes to provide a powerful 4 tm push, making it possible for the trailer to "crawl" up steep slopes under its own power (patent pending).
- Improved tracking. The tractor's service hydraulics provide direct driver control over the swiveling tandem axle unit for guiding the trailer around obstacles, maneuvering through difficult terrain or making the trailer wheels follow the tractor's tracks. The Swingtrac technique is also useful for "crawling" the trailer over obstacles.
- Weight transfer. The unique Swingtrac system also makes it feasible to design a logging trailer with the wheels at the very back, increasing the proportion of weight carried by the tractor and improving maneuverability.
- Centre of gravity remains stable. The swiveling tandem axle keeps the centre of gravity from shifting when turning across slopes.
- Unsurpassed reversing control. The ability to steer the trailer wheels greatly facilitates backing and turning in standing timber.
- Hydraulic stabilizers keep the trailer steady while loading and unloading. Designed with plenty of ground clearance.
- Disc brakes are effective, reliable and easy to maintain. The brakes are fitted to the hindmost wheels to enhance stability and safety when braking on slopes.



Standard equipment

Loader with rotator and grapple, bogie with 4x400/60-15.5/14 ply wheels, 2 bolsters (2 posts each) one fixed and one adjustable. The crane is detachable for 3-point linkage tractor mounting. Fold-down stabilizer legs. Loader and protection grill adjustable. Bogie steering and "Click-Clack" ratchet brake (Swingtrac system). Disc brakes on two wheels standard. 9.5 tonne load capacity. Complete and ready-to-use.

Technical specifications

| | |
|------------------------------|----------------------------|
| Length / width | 6.42 / 2.20 m |
| Hydraulic pressure max / min | 210 / 160 bar |
| Tyre dimensions (option) | 400 - 15.5", 14 (19/45-17) |
| Max swivel angle | 50° |
| Swivel Force @ 210 Bar | ca 4.0 tm |
| Weight | 1645 kg |
| Load capacity (n/i loader) | 9500 kg |
| Total weight | 11000 kg |
| Brakes | disc brakes |


| | |
|---------------------------------------|-------------------------|
| Ground clearance | 52 cm |
| Number of log retaining posts | 2 pair |
| Hydraulic drive power 1.6 t / 175 bar | optional |
| Loaders to fit IGLAND 480 Swingtrac | 37-67S; 46-69S; 46-85SS |

Optional equipment



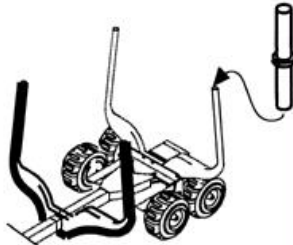
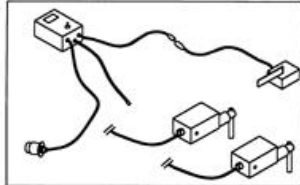
Optional equipment, FACTORY FITTED ONLY

- IGLAND 1601 loader winch, w/ hydraulic radio remote control, attachable to all Iglan loaders
- Independent hydraulic system 540 rpm - 55 l / 190 bar. Oil & hoses included. W/o pto shaft
- Tyres 4 x 19.0 / 45-17 / 14 ply
- Hydraulic drive power 4x2
- Brakes on four wheels (2 std. and 2 extras)



Optional equipment

- Extra bolster, adjustable c/w 2 pins
- Post extension, 30 cm
- Tail light board
- Tyre chains, pair of two
- Adjustable parking leg





This model conforms to EU Machine Directive (CE label).

We reserve the right to make changes.



Laeveld Trekkers

Phone +27 13 758 1233

Fax +27 13 758 1233

Internet: www.lvt.co.za

E-mail: rockydrift@lvt.co.za

